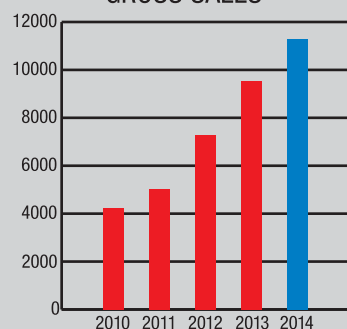


KEY FINANCIAL INDICATORS AT A GLANCE

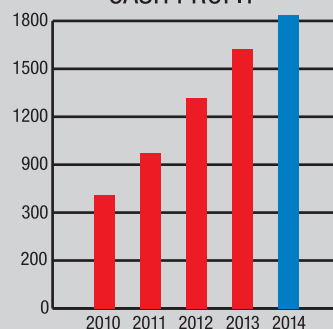
(₹ in Crores)

	2010	2011	2012	2013	2014
Gross Sales	4217	5020	7282	9517	11289
Export Sales	868	1227	1520	1631	2429
EBIDTA	1117	1404	2056	2705	3252
Net Profit	256	438	534	572	635
Cash Profit After Tax	711	973	1320	1623	1814
Capital	136	136	194	201	237
Net Worth	3735	5009	7622	8560	10166
Gross Block	12386	16489	23074	30749	37177
EBIDTA to Net Sales	27.87	30.01	30.46	31.20	31.33
Net Debt Equity Ratio	2.09	2.16	1.91	2.51	2.43
Total Net Debt to Equity	2.52	2.57	2.26	2.91	2.90
TOL/TNW	2.71	2.82	2.43	3.07	3.11
Current Ratio	1.33	1.42	1.34	1.33	1.01
FACR	1.63	1.63	1.68	1.51	1.52
DSCR	1.26	1.39	1.38	1.31	1.12
Interest Coverage Ratio	2.75	3.27	2.79	2.50	2.26
EPS Rs.	19	32	37	30	33
Book Value Rs.	231	276	323	381	416

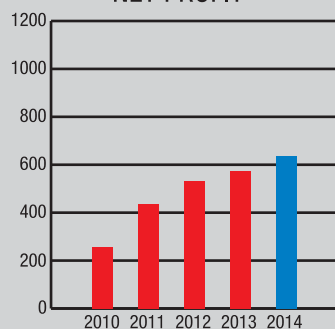
GROSS SALES



CASH PROFIT



NET PROFIT



GROSS BLOCK

